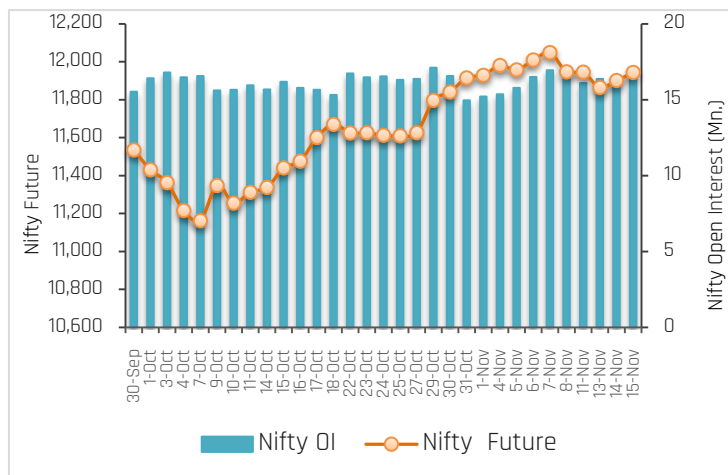


PARTICULARS	Last Closing	Previous Week	% Change
NIFTY SPOT	11895	11908	-0.11
NIFTY FUTURES	11943	11945	-0.02
BANKNIFTY SPOT	31008	30749	0.84
BANKNIFTY FUTURES	31052	30759	0.95
NIFTY PCR	1.39	1.26	10.32
NIFTY PCR-VOL	0.93	0.89	4.49
NIFTY OI(In Mn)	16.4	16.5	-0.61
BANKNIFTY OI(In Mn)	1.92	1.73	10.98
INDIA VIX	15.03	15.85	-5.17
NIFTY HV	15.43	16.95	-8.97
Nifty Basis Points	47.15	37.20	26.75

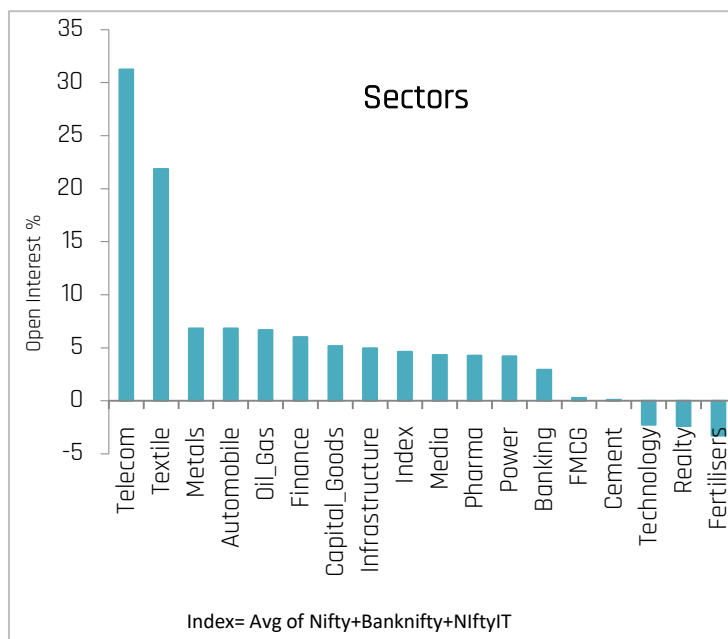
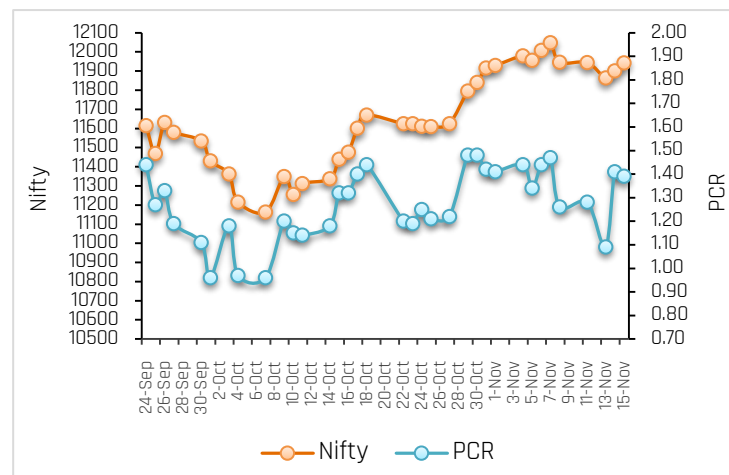
## Index Outlook

Last week, the Indian indices remained volatile and ended on a flat note due to mixed corporate earnings and weak domestic economic data. The sentiment was affected mid week after Moody's cut India's GDP growth forecast to 5.6% for 2019. Finally, Nifty Futures settled below the psychological 12,000 mark at 11943, down 0.02% (WoW) with unwinding in OI of 0.61% (WoW) indicating uncertainty for the short term. The India VIX closed at 15.03%, down 5.17% during the week and is expected to remain volatile. Nifty Put call ratio currently stands at 1.39, up 10.32% (WoW). Technically, last week, the index has seen a continuation of range-bound consolidation in the band of 11700-12000. The index is facing strong resistance around 12000-12050. Sustaining above 12050 will lead to the next round of up-move. On the lower side, a recent breakout point of 11700 will act as the primary support and followed by 11500. On the higher side, 12050 will act as the major hurdle followed by 12300. Going forward, trend in global markets, Saudi Aramco IPO, global cues, the movement of Rupee against the Dollar, foreign portfolio investors (FPIs) flow, and crude oil price movement will dictate the trend on the bourses next week.

## Nifty OI Trend



## Nifty Fut. vs. Pcr



## Sectoral Activity

- Last week, **Telecom, Textile, Metals, Automobile, Oil & Gas, and Finance**, stocks saw Open Interest addition. Top names included **INFRATEL, BHARTIARTL, CENTURYTEX, SRF, SAIL, NATIONALUM, ASHOKLEY, BALKRISIND, MGL, IGL, MUTHOOTFIN,** and **CHOLAFIN.**
- Fertilisers** and **Realty** sector saw Open Interest unwinding on the back of short covering in the stocks.
- In the **Banking** space, **SBIN, CANBK, IDFCFIRSTB, FEDERALBNK,** and **ICICIBANK** saw long build-up while short build-up was seen in **RBLBANK, UNIONBANK, AXISBANK, INDUSINDBK,** and **YESBANK.**
- This week, some buying can be seen in **GLENMARK, TVSMOTOR, CIPLA, KOTAKBANK,** and **CENTURYTEX** while selling pressure can be seen in **ONGC** and **UPL.**
- From sector space, **Banking, Telecom, Pharma, Technology, Cement,** and **Metals** stocks are likely to remain in focus in the forthcoming week.

# Weekly Derivatives Synopsis

18-11-2019

## Stocks to Watch Out (Weekly)

Long Build-up			
Symbol	Price	OI Change	Price Change
CENTURYTEX	417.00	55%	6%
ASHOKLEY	79.35	48%	5%
INFRATEL	224.95	41%	4%
MGL	1,005.55	32%	3%

Long Unwinding			
Symbol	Price	OI Change	Price Change
TATAELXSI	794.60	-9%	-2%
PIDILITIND	1,321.20	-6%	-2%
CESC	756.20	-5%	-2%
COALINDIA	201.90	-4%	-4%

Short Build-up			
Symbol	Price	OI Change	Price Change
SIEMENS	1,573.45	28%	-4%
SAIL	36.50	19%	-6%
NATIONALUM	41.55	17%	-10%
LT	1,382.65	14%	-3%

Short covering			
Symbol	Price	OI Change	Price Change
BANKINDIA	69.55	-17%	5%
LUPIN	745.05	-10%	3%
BATAINDIA	1,736.50	-8%	2%
EXIDEIND	189.30	-5%	2%

## Weekly Recommendation

**CENTURYTEX (417)** - The stock has seen Open Interest addition of 54.23% along with positive price action indicating long build-up. The stock can be bought in the range of 408-412 with a stop loss of 395 on closing basis for a target of 440.

**Target: 440 Stop Loss: 395**

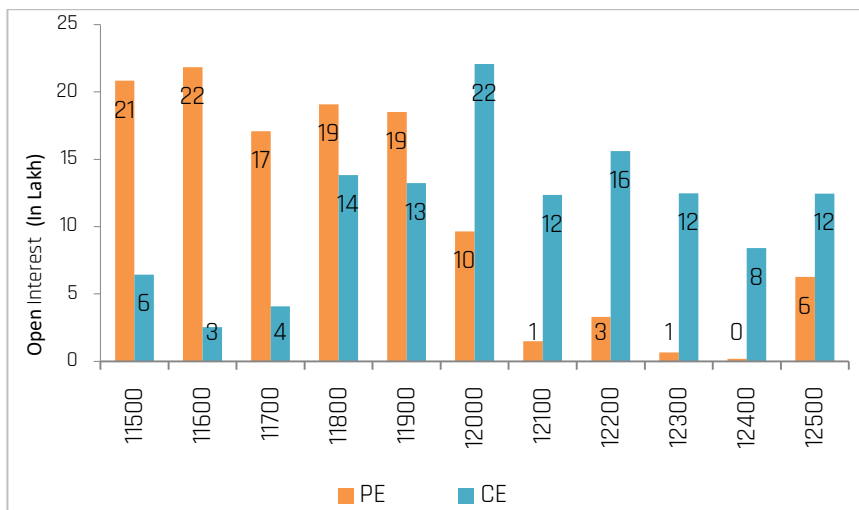
**KOTAKBANK (1621.80)** - The stock has seen Open Interest unwinding of 4.45% along with positive price action indicating short covering. The stock can be bought in the range of 1600-1610 with a stop loss of 1575 on closing basis for a target of 1670.

**Target: 1670 Stop Loss: 1575**

**UPL (532.20)** - The stock has seen Open Interest addition of 5.91% along with negative price action indicating short build up. The stock can be sold in the range of 538-542 with a stop loss of 553 on closing basis for a target of 520-515.

**Target: 515 Stop Loss: 553**

## Nifty Options Snapshot



From the OI Concentration (28-Nov Series), maximum addition of Open Interest on the call options front exists at the strike prices of 12000 and 12200 (with nearly 22.07 lacs and 15.61 lacs shares outstanding respectively). This indicates these levels would act as the resistance zone on the upside. On the Put options front, maximum addition of Open Interest is at the strike prices of 11600 and 11500 (with nearly 21.83 lacs and 20.83 lacs shares outstanding respectively), indicating a stronger support zone on the downside.

# Weekly Derivatives Synopsis

18-11-2019

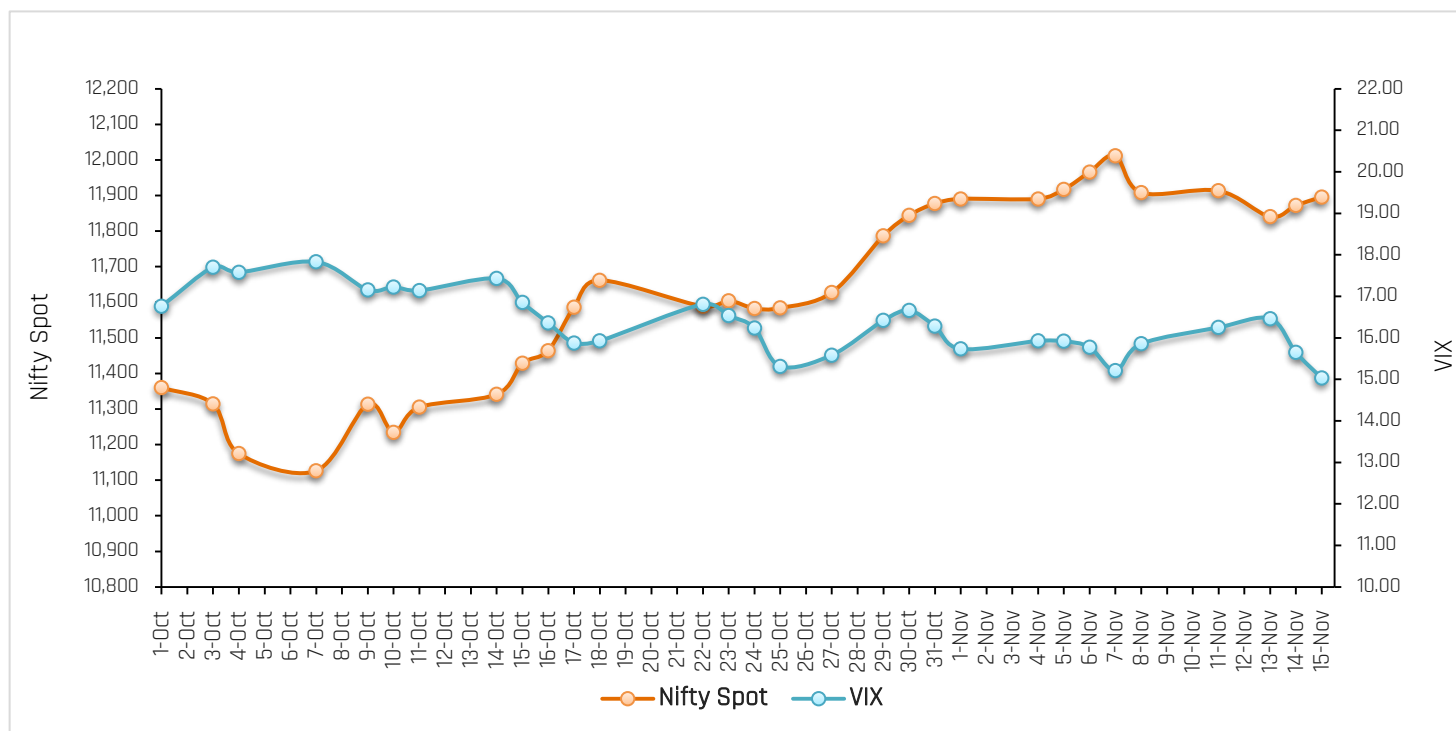
## FII Stats (5 Days Trend)

(Rs. Cr.)	15-Nov	14-Nov	13-Nov	11-Nov	08-Nov
INDEX FUTURES	-655	-442	-172	-491	-250
INDEX OPTIONS	1075	2957	151	1203	1477
STOCK FUTURES	-36	465	-388	-141	172
STOCK OPTIONS	-4	-29	-75	-74	-2

## FII Open Interest Activity (Long & Short Ratio)

Date	Index Fut: Long/Short	Index Option: Long /Short	Index put: long /Short	Stock Fut Long/Short
7-Nov	0.85	2.99	2.02	1.85
8-Nov	0.82	3.02	2.03	1.81
11-Nov	0.77	3.10	2.00	1.80
13-Nov	0.75	2.84	2.21	1.76
14-Nov	0.72	3.15	2.28	1.75
15-Nov	0.67	2.89	2.08	1.74

## NIFTY VS INDIA VIX (Last 30 Days Trend)



**Observation:** Any rise in India Vix this week would lead to either side movement in the index. As per the above chart, India Vix has strong support at around 14.00 and resistance stands at 17.00.

## Weekly Advance Decline Ratio (Nifty Stocks)

Advances	13
Declines	31
Unchanged	06

### ACMIIL Retail Research Products

Informational Products	Recommendation Products
Morning Notes	Momentum calls
Equi-Tea	Smart Delivery trades
Market Watch	Positional technical calls
Investor First	Investment ideas
Preview	Master trades High & Medium Risk
Market Pulse	Techno Funda
RBI Monetary Policy	Equity SIP
Budget Report	Mutual fund model portfolios
Weekly Derivatives Synopsis	Portfolio Doctor
Rollover Snapshot	
Rollover Analysis (Monthly)	

For More Information on Retail Research Products please visit  
<http://www.investmentz.com/research-report/>

## Asit C. Mehta

INVESTMENT INTERMEDIATES LTD.

### Retail Research Desk:

Akhil Rathi	D: 91 22 2858 3210
Hrishikesh Yedve	D: 91 22 2858 3207
Neeraj Sharma	D: 91 22 2858 3208
Rohan Gawale	D: 91 22 2858 3213
Vrinda Aditya	D: 91 22 2858 3209
Karan Desai	D: 91 22 2858 3221

Email: [retailresearch@acm.co.in](mailto:retailresearch@acm.co.in)

**Research Analyst Registration Number:**

**INH000002483**

**CIN: U65990MH1993PLC075388**

An ISO 9001:2015 Certified Company

Follow us on:



Information pertaining to Asit C. Mehta Investment Intermmediates Limited (ACMIIL):

ACMIIL is a SEBI registered Stock Broker, Merchant Banker and Depository Participant. It is also an AMFI registered Mutual Fund Distributor. It does not have any disciplinary history. Its associate/group companies are Asit C. Mehta Commodity Services Limited, Asit C. Mehta Realty Services Pvt. Ltd, Asit C. Mehta Forex Pvt. Ltd, Nucleus IT Enabled Services, Asit C. Mehta Financial Services Limited (all providing services other than stock broking and Merchant banking).

#### Disclosures

ACMIIL/its associates and its Research analysts have no financial interest in the companies covered on the report. ACMIIL/its associates and Research analysts did not have actual/beneficial ownership of one per cent or more in the companies being covered at the end of month immediately preceding the date of publication of the research report. ACMIIL/its associates or Research analysts have no material conflict of interest, have not received any compensation/benefits for any reason (including investment banking/merchant banking or brokerage services) from either the companies covered neither are/nor were a client during the 12 months preceding the date of the research concerned/third parties with respect to the companies covered in the past 12 months. ACMIIL/its associates and research analysts have neither managed or co-managed any public offering of securities of the companies covered nor engaged in market making activity for the companies being covered. Further, the companies report. Further, the research analyst/s covering the companies covered herein have not served as an officer/director or employee of the companies being covered

#### Disclaimer:

This report is based on information that we consider reliable, but we do not represent that it is accurate or complete and it should not be relied upon such. ACMIIL or any of its affiliates or employees shall not be in any way responsible for any loss or damage that may arise to any person from any inadvertent error in the information contained in the report. To enhance transparency we have incorporated a Disclosure of Interest Statement in this document. This Follow us on: should however not be treated as endorsement of the views expressed in the report.