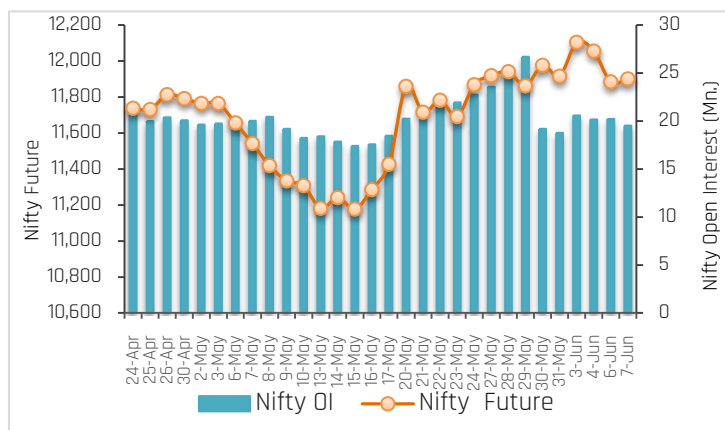


PARTICULARS	Last Closing	Previous Week	% Change
NIFTY SPOT	11871	11923	-0.44
NIFTY FUTURES	11901	11917	-0.13
BANKNIFTY SPOT	31067	31375	-0.98
BANKNIFTY FUTURES	31115	31325	-0.67
NIFTY PCR	1.32	1.43	-7.69
NIFTY PCR-VOL	0.86	1.00	-14.00
NIFTY OI(In Mn)	19.5	18.8	3.72
BANKNIFTY OI(In Mn)	2.09	1.87	11.76
INDIA VIX	14.85	16.06	-7.53
NIFTY HV	20.01	19.92	0.45
Nifty Basis Points	30.10	-6.30	577.78

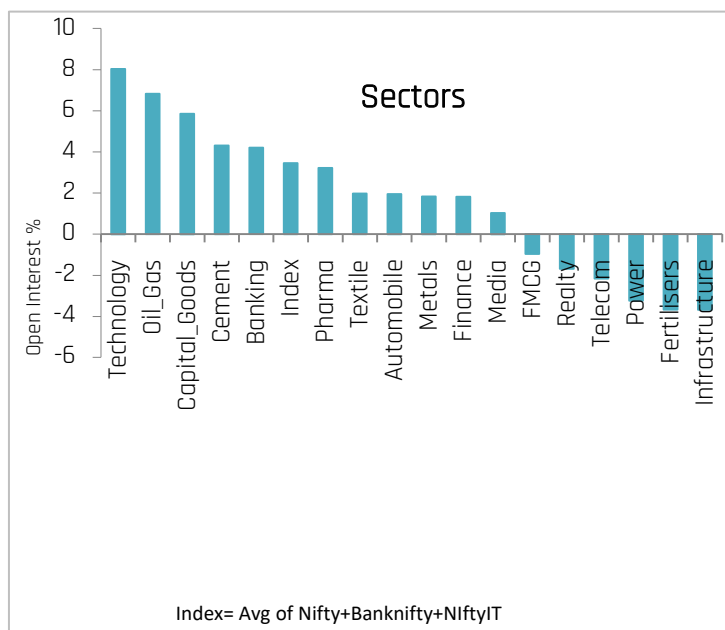
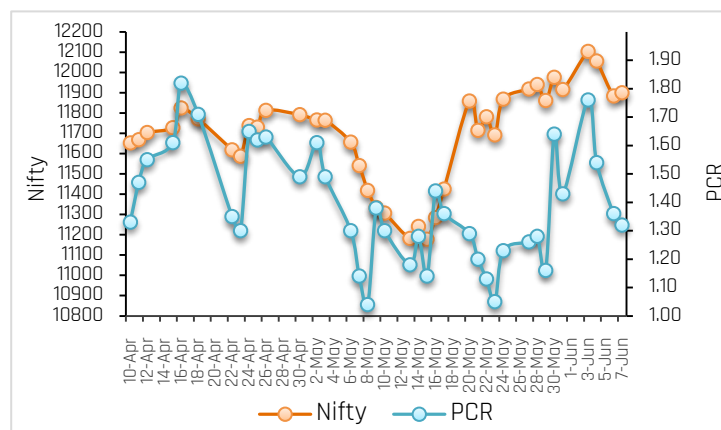
Index Outlook

Derivatives: Last week the index has witnessed profit-booking despite 0.25 bps rate cut in RBI policy and drop in crude oil prices. Finally, Nifty Futures settled on a flat to negative note at 11901, down 0.13% (WoW) with addition in OI of 3.72% (WoW). The India VIX fell sharply by 7.53% during the week indicating drop in volatility in market. Nifty Put call ratio currently stands at 1.32, down 7.69% (WoW). Technically, the index on weekly scale has closed below its previous resistance of 12050 on closing basis and on daily scale it has formed **bearish harami candlestick** pattern suggesting bearishness for the short term. However, on daily scale the index has taken support of its 21 EMA, which is placed close to 11772. As long as index holds the support of 11770, a pull-back until 11950-12000 can be possible. Sustaining below 11770 can lead to further weakness until 11600 where the 50 DEMA is placed. We have observed that the index has left a bullish gap in the range of 11426-11591. This gap will act as a strong support zone as it has formed on daily as well as on weekly scale. Going forward, global geopolitical developments, progress of monsoon, the movement of Rupee against the Dollar, FIIs flow, and crude oil price movement will dictate the trend on the bourses next week.

Nifty OI Trend



Nifty Fut. Vs. Pcr



Sectoral Activity

- Last week, **Technology, Oil & Gas, Capital goods, Cement, Banking, and Pharma** stocks saw Open Interest addition. Top names included **WIPRO, GAIL, MINDTREE, BANKBARODA, ACC, SBIN, BEL, ORIENTBANK, MGL, LT, DRREDDY,** and **ULTRACEMCO.**
- Infrastructure** and **Fertilisers** sector saw Open Interest unwinding on the back of profit-booking whereas **Power** sector saw short covering in selective stocks.
- In the **Banking** space, **SBIN, BANKBARODA, ORIENTBANK, SYNDIBANK,** and **YESBANK** saw short build-up while long unwinding was seen in **KTKBANK, INDIANB, ,** and **ALBK.**
- This week, some buying can be seen in **WIPRO, APOLLOHOSP, PFC, HEROMOTOCO,** and **HAVELLS** while selling pressure can be seen in **ACC, MGL, HINDZINC,** and **ORIENTBANK.**
- From sector space, **Technology, Banking, Capital Goods, Cement, Infrastructure,** and **Automobile** stocks are likely to remain in focus in the forthcoming week.

Stocks to Watch Out (Weekly)

Long Build-up			
Symbol	Price	OI Change	Price Change
APOLLOHOSP	1,395.40	35%	13%
WIPRO	292.30	22%	3%
HAVELLS	789.90	13%	6%
PFC	134.60	10%	8%

Long Unwinding			
Symbol	Price	OI Change	Price Change
MRPL	60.65	-17%	-5%
CGPOWER	32.65	-14%	-8%
BSOFT	89.75	-11%	-6%
RPOWER	6.15	-10%	-18%

Short Build-up			
Symbol	Price	OI Change	Price Change
GAIL	315.45	67%	-13%
RELCAPITAL	91.95	36%	-24%
BANKBARODA	121.45	30%	-9%
ACC	1,605.45	20%	-5%

Short covering			
Symbol	Price	OI Change	Price Change
CESC	772.15	-19%	4%
COALINDIA	266.10	-10%	5%
NMDC	104.75	-4%	3%
INFIBEAM	47.55	-3%	4%

Weekly Recommendation

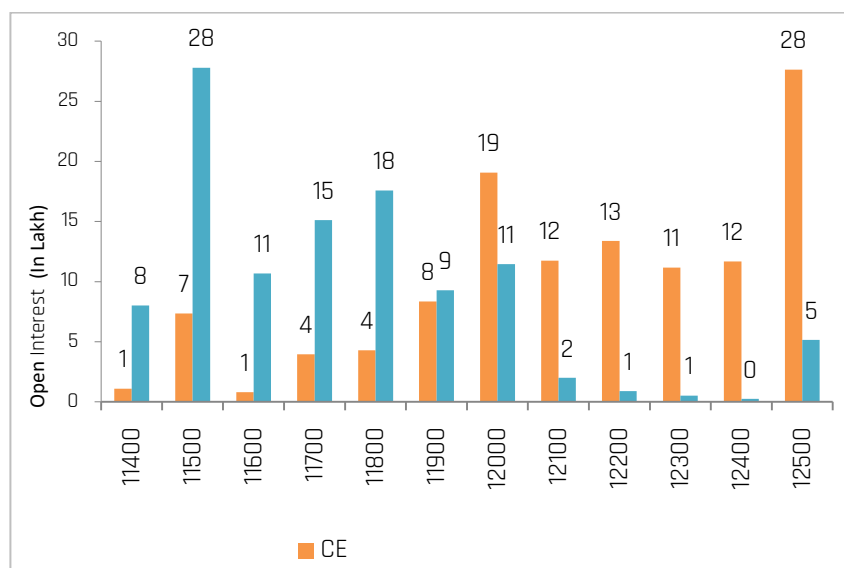
ORIENTBANK (91.7) - The stock has seen Open Interest addition of 18% along with negative price action indicating short build-up. The stock can be sold in the range of 95-95.5 with a stop loss of 97.5 on closing basis for a target of 90.

Target: 90 Stop Loss: 97.5

HEROMOTOCO (2769.25) - The stock has seen Open Interest addition of 7.13% along with positive price action indicating long build-up. The stock can be bought in the range of 2700-2720 with a stop loss of 2640 on closing basis for a target of 2850-2900.

Target: 2900 Stop Loss: 2640

Nifty Options Snapshot



From the OI Concentration (27-June Series), maximum addition of Open Interest on the call options front exists at the strike prices of 12000 and 12500 (with nearly 19.07 lacs and 27.62 lacs shares outstanding respectively). This indicates these levels would act as the resistance zone on the upside. On the Put options front, maximum addition of Open Interest is at the strike prices of 11800 and 11500 (with nearly 17.57 lacs and 27.78 lacs shares outstanding respectively), indicating a stronger support zone on the downside.

Weekly Derivatives Synopsis

10-06-2019

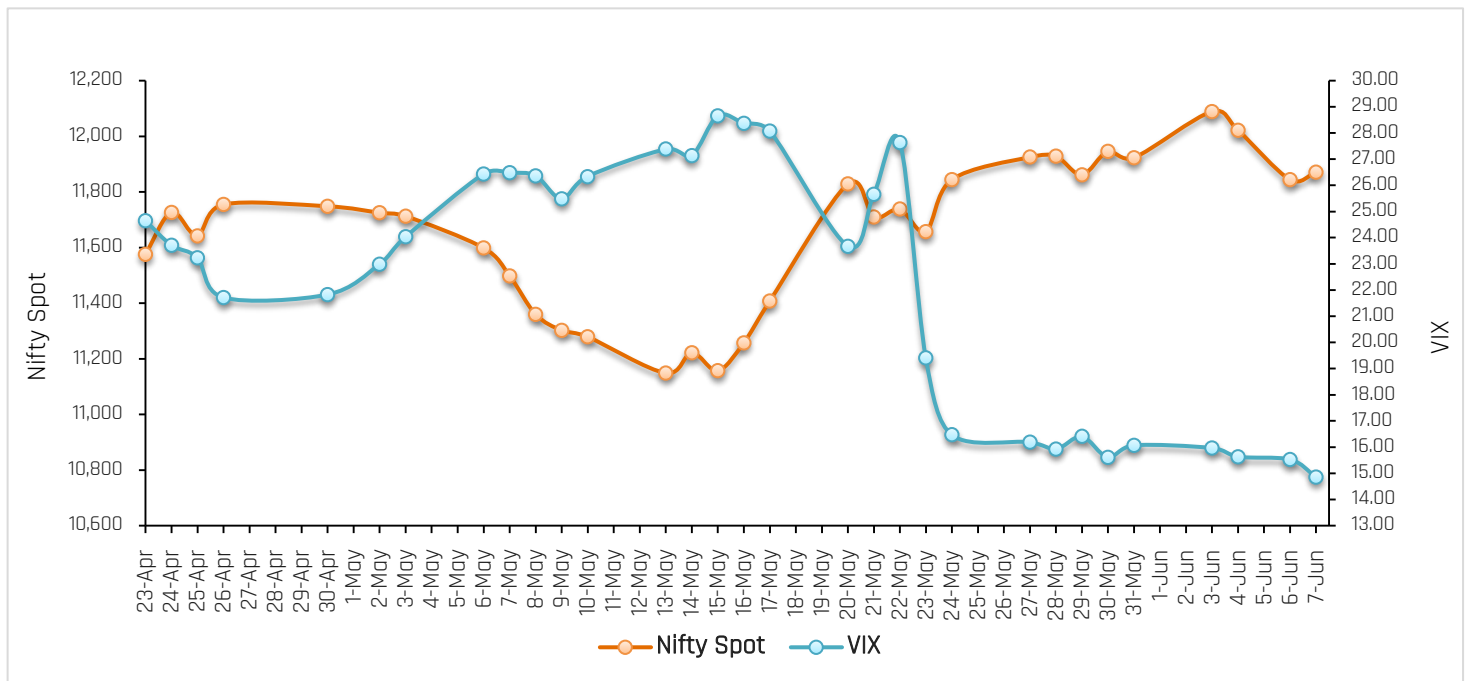
FII Stats (5 Days Trend)

(Rs. Cr.)	07-Jun	06-Jun	04-Jun	03-Jun	31-May
INDEX FUTURES	-287	-1473	-1153	2296	-405
INDEX OPTIONS	452	4991	1604	1133	2693
STOCK FUTURES	307	-211	-749	1359	2431
STOCK OPTIONS	56	-30	-9	-43	51

FII Open Interest Activity (Long & Short Ratio)

Date	Index Fut: Long/Short	Index Option: Long /Short	Index put: long /Short	Stock Fut Long/Short
30-May	1.51	2.37	2.09	1.35
31-May	1.44	2.43	2.23	1.40
3-Jun	1.74	2.99	2.10	1.44
4-Jun	1.53	2.88	2.33	1.41
6-Jun	1.32	2.92	2.52	1.39
7-Jun	1.29	3.06	2.47	1.40

NIFTY VS INDIA VIX (Last 30 Days Trend)



Observation: Any rise in India Vix this week would lead to either side movement in the index. As per the above chart, India Vix has strong support at around 13.00 and resistance stands at 21.00.

Weekly Advance Decline Ratio (Nifty Stocks)

Advances	18
Declines	26
Unchanged	06

ACMIIL Retail Research Products

Informational Products	Recommendation Products
Morning Notes	Momentum calls
Equi-Tea	Smart Delivery trades
Market Watch	Positional technical calls
Investor First	Investment ideas
Preview	Master trades High & Medium Risk
Market Pulse	Techno Funda
RBI Monetary Policy	Equity SIP
Budget Report	Mutual fund model portfolios
Weekly Derivatives Synopsis	Portfolio Doctor
Rollover Snapshot	
Rollover Analysis (Monthly)	

For More Information on Retail Research Products please visit
<http://www.investmentz.com/research-report/>

Retail Research Desk:

Akhil Rathi	D: 91 22 2858 3210
Hrshikesh Yedve	D: 91 22 2858 3207
Neeraj Sharma	D: 91 22 2858 3208
Rohan Gawale	D: 91 22 2858 3213
Vrinda Aditya	D: 91 22 2858 3209
Dhiral Shah	D: 91 22 2858 3211

Email: retailresearch@acm.co.in

Research Analyst Registration Number:

INH000002483

CIN: U65990MH1993PLC075388

An ISO 9001:2008
Certified Company

Follow us on:



Information pertaining to Asit C. Mehta Investment Intermmediates Limited (ACMIIL):

ACMIIL is a SEBI registered Stock Broker, Merchant Banker and Depository Participant. It is also an AMFI registered Mutual Fund Distributor. It does not have any disciplinary history. Its associate/group companies are Asit C. Mehta Commodity Services Limited, Asit C. Mehta Realty Services Pvt. Ltd, Asit C. Mehta Forex Pvt. Ltd, Nucleus IT Enabled Services, Asit C. Mehta Financial Services Limited (all providing services other than stock broking and Merchant banking).

Disclosures

ACMIIL/its associates and its Research analysts have no financial interest in the companies covered on the report. ACMIIL/its associates and Research analysts did not have actual/beneficial ownership of one per cent or more in the companies being covered at the end of month immediately preceding the date of publication of the research report. ACMIIL/its associates or Research analysts have no material conflict of interest, have not received any compensation/benefits for any reason (including investment banking/merchant banking or brokerage services) from either the companies covered neither are/nor were a client during the 12 months preceding the date of the research concerned/third parties with respect to the companies covered in the past 12 months. ACMIIL/its associates and research analysts have neither managed or co-managed any public offering of securities of the companies covered nor engaged in market making activity for the companies being covered. Further, the companies report. Further, the research analyst/s covering the companies covered herein have not served as an officer/director or employee of the companies being covered

Disclaimer:

This report is based on information that we consider reliable, but we do not represent that it is accurate or complete and it should not be relied upon such. ACMIIL or any of its affiliates or employees shall not be in any way responsible for any loss or damage that may arise to any person from any inadvertent error in the information contained in the report. To enhance transparency we have incorporated a Disclosure of Interest Statement in this document. This Follow us on: should however not be treated as endorsement of the views expressed in the report.