

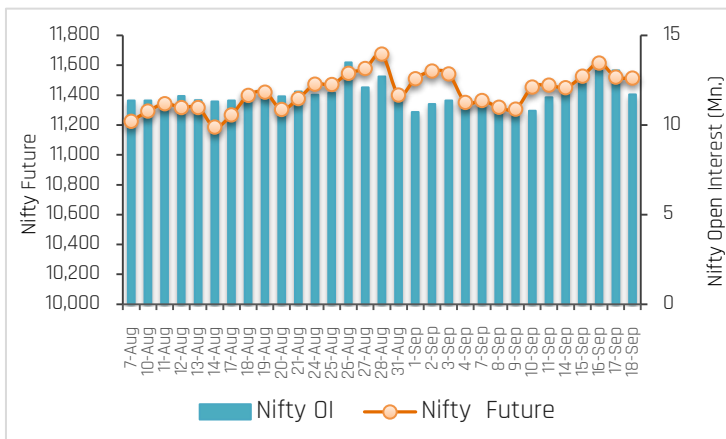
21-09-2020

PARTICULARS	Last Closing	Previous Week	% Change
NIFTY SPOT	11505	11464	0.35
NIFTY FUTURES	11515	11467	0.42
BANKNIFTY SPOT	22031	22480	-2.00
BANKNIFTY FUTURES	22078	22539	-2.04
NIFTY PCR	1.36	1.49	-8.72
NIFTY PCR-VOL	1.01	0.97	4.12
NIFTY OI(In Mn)	11.70	11.55	1.30
BANKNIFTY OI(In Mn)	1.90	1.68	13.10
INDIA VIX	20.05	20.71	-3.19
NIFTY BASIS POINTS	10.30	2.65	288.68

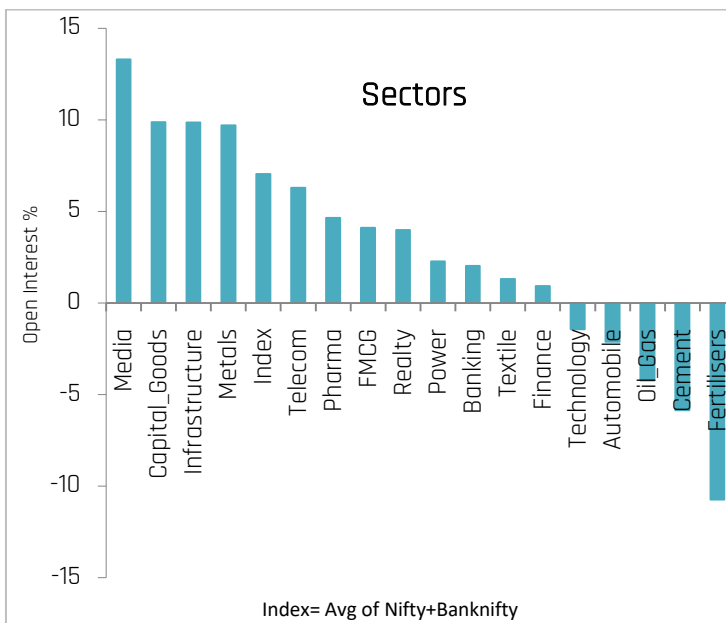
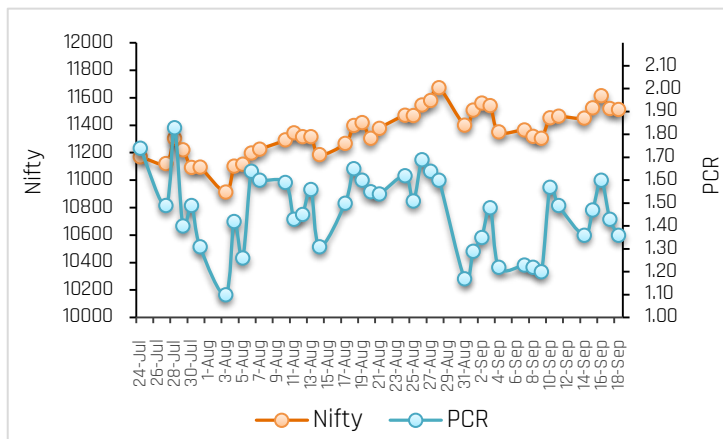
Index Outlook

Last week, the domestic equity market managed to end marginally positive due to mixed global cues combined with India-China border issue and continues higher corona-virus infection cases impacted the investor sentiment. Finally, the Nifty futures settled above 11,500 marks on a positive note at 11515, up 0.42% (WoW) with an addition in open interest of 1.30% (WoW) indicating uncertainty for the short term. The India VIX cool off by 3.19% and closed at 20.05% during the week, which indicates low volatility going ahead. The nifty put-call ratio currently stands at 1.36, lower 8.72% (WoW). Technically, the index has taken support close to its 20 DSMA of 11185 and continues consolidation in the band of 11200 to 11800. Once the index sustains below 11200, then weakness could extend. On the downside, 11000 and 10800 will act as support points. 200 DSMA is currently placed close to 10780 levels. Weekly bearish engulfing is still not out of the equation as the last two week's candle formations are almost neutral. Thus, 11800 will act as a strong hurdle on the upside. Traders should remain careful on the higher side. Going forward, rise in corona-virus infections and development in the vaccine, progress of monsoon, India-China border tension, F&O expiry, hopes of US stimulus package, Rupee movement against the Dollar, Fiis flow, global cues, and crude oil price movement will dictate the trend on the bourses next week.

Nifty OI Trend



Nifty Fut vs Pcr



Sectoral Activity

- Last week, **Media, Capital Goods, Infrastructure, Metals** and **Telecom**, stocks saw Open Interest addition. Top names included **PVR, ZEEL, CUMMINSIND, VOLTAS, GMRINFRA, NMDC, SAIL, IDEA,** and **BHARTIARTL**.
- Fertilisers, Cement, Oil&Gas** and **Automobile** sector saw Open Interest unwinding on the back of short covering and profit booking in the stocks.
- In the **Banking** space, **SBIN, PNB, KOTAKBANK, AXISBANK** and **BANDHANBNK** saw short build-up while long unwinding seen in **CANBK, BANKBARODA, RBLBANK** and **HDFCBANK**.
- This week, some buying can be seen in **CUMMINSIND, TORNTPOWER, HAVELLS,** and **CHOLAFIN**, while selling pressure can be seen in **BAJAJFINSV, NMDC,** and **UBL**.
- From sector space, **Banking, Fertilisers, Technology, Capital Goods, Media, and Metals**, stocks are likely to remain in focus in the forthcoming week.

21-09-2020

Stocks to Watch Out (Weekly)

Long Build-up			
Symbol	Price	OI Change	Price Change
GLENMARK	509.45	38%	5%
INDIGO	1,315.10	33%	2%
CUMMINSIND	480.70	26%	6%
VOLTAS	680.75	24%	3%

Long Unwinding			
Symbol	Price	OI Change	Price Change
ADANIENT	292.40	-12%	-2%
CANBK	97.70	-12%	-3%
COLPAL	1,375.65	-9%	-3%
HDFCLIFE	585.75	-7%	-3%

Short Build-up			
Symbol	Price	OI Change	Price Change
UBL	1,021.65	41%	-4%
NMDC	87.15	31%	-3%
SAIL	38.05	28%	-3%
PVR	1,206.80	27%	-3%

Short covering			
Symbol	Price	OI Change	Price Change
APOLLOTYRE	130.95	-28%	12%
LICHSGFIN	303.35	-21%	5%
IGL	419.55	-21%	5%
BALKRISIND	1,393.75	-17%	7%

Weekly Recommendation

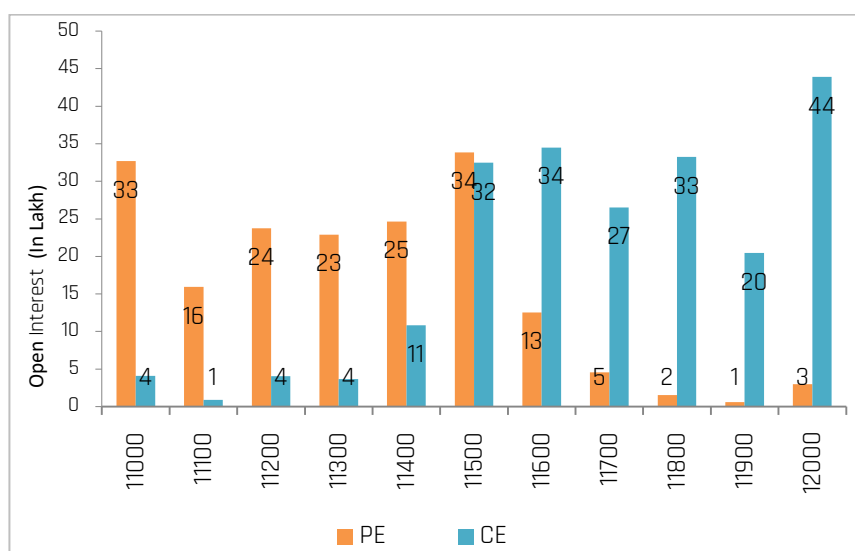
CUMMINSIND (480.70) -The stock has seen Open Interest addition of 25.98% along with positive price action indicating long build up. The stock can be bought in the range of 475-477 with a stop loss of 462 on closing basis for a target of 500.

Target: 500 Stop Loss: 462

BAJAJFINSV (5902.45) - The stock has seen Open Interest addition of 12.12% along with negative price action indicating short build-up. The stock can be sold in the range of 5950-5960 with a stop loss of 6040 on closing basis for a target of 5800.

Target: 5800 Stop Loss: 6040

Nifty Options Snapshot



From the OI Concentration (24-Sep Series), addition of open interest on the call options front exists at the strike prices of 11600 and 12000 (with nearly 34.48 lacs and 43.91 lacs shares outstanding). This indicates that these levels would act as the resistance zone on the upside. On the Put options front, addition of open interest is at the strike prices of 11500 and 11000 (with nearly 33.83 lacs and 32.68 lacs shares outstanding respectively), indicating 11000 stronger support zone on the downside.

Weekly Derivatives Synopsis

21-09-2020

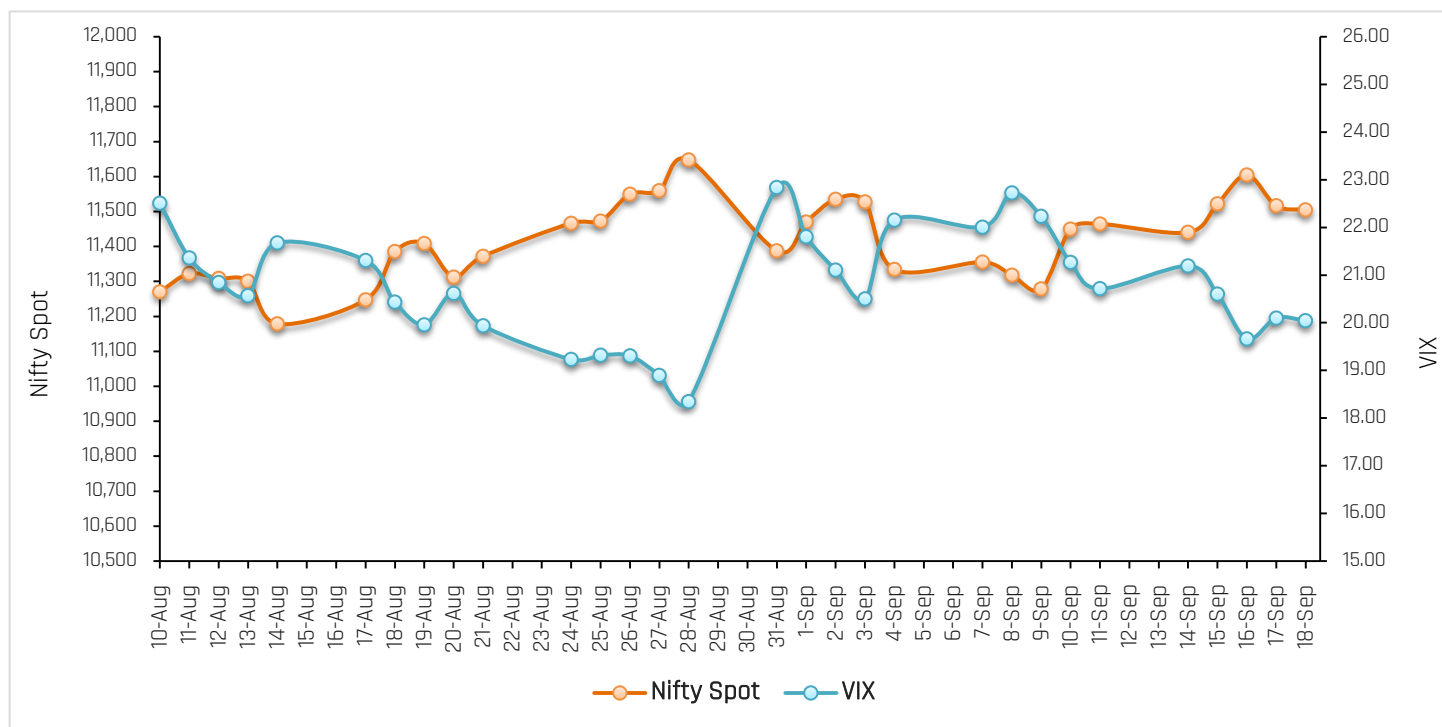
FII Stats (5 Days Trend)

(Rs. Cr.)	18-Sep	17-Sep	16-Sep	15-Sep	14-Sep
INDEX FUTURES	1900	-673	-414	84	-829
INDEX OPTIONS	1122	2582	545	508	408
STOCK FUTURES	-1449	-1159	-929	-301	100
STOCK OPTIONS	-45	72	-34	11	-137

FII Open Interest Activity (Long & Short Ratio)

Date	Index Fut: Long/Short	Index Option: Long /Short	Index put: long /Short	Stock Fut Long/Short
11-Sep	1.27	1.48	1.74	1.31
14-Sep	1.05	1.32	1.80	1.32
15-Sep	1.07	1.44	1.76	1.32
16-Sep	0.98	1.45	1.78	1.29
17-Sep	0.88	1.69	2.03	1.26
18-Sep	1.23	1.64	2.02	1.23

NIFTY VS INDIA VIX (Last 30 Days Trend)



Observation: Any rise in India Vix this week would lead to either side movement in the Index. As per the above chart, India Vix has strong support at around 19.00 and resistance stands at 23.00.

Weekly Advance Decline Ratio (Nifty Stocks)

Advances	20
Declines	22
Unchanged	08

ACMIIL Retail Research Products

Informational Products	Recommendation Products
Morning Notes	Momentum calls
Equi-Tea	Smart Delivery trades
Market Watch	Positional technical calls
Investor First	Investment ideas
Preview	Master trades High & Medium Risk
Market Pulse	Techno Funda
RBI Monetary Policy	Equity SIP
Budget Report	Mutual fund model portfolios
Weekly Derivatives Synopsis	Portfolio Doctor
Rollover Snapshot	
Rollover Analysis (Monthly)	

For More Information on Retail Research Products please visit
<http://www.investmentz.com/research-report/>

Asit C. Mehta

INVESTMENT INTERMEDIATES LTD.

Retail Research Desk:

Email: retailresearch@acm.co.in

Research Analyst Registration Number:

INH000002483

CIN: U65990MH1993PLC075388

An ISO 9001:2015 Certified Company

Follow us on:



Information pertaining to Asit C. Mehta Investment Intermediates Limited (ACMIIL):

ACMIIL is a SEBI registered Stock Broker, Merchant Banker, Portfolio Manager and Depository Participant. It is also a AMFI registered Mutual Fund Distributor. It does not have any disciplinary history. Its associate/group companies are Asit C. Mehta Commodity Services Limited, Asit C. Mehta Realty Services Pvt. Ltd, Asit C. Mehta Forex Pvt. Ltd, Nucleus IT Enabled Services , Asit C. Mehta Financial Services Limited (all providing services other than stock broking,merchant banking and portfolio management services.).

Disclosures

ACMIIL/its associates and its Research analysts have no financial interest in the companies covered on the report. ACMIIL/its associates and Research analysts did not have actual/beneficial ownership of one per cent or more in the companies being covered at the end of month immediately preceding the date of publication of the research report. ACMIIL/its associates or Research analysts have no material conflict of interest, have not received any compensation/benefits for any reason (including investment banking/ merchant banking or brokerage services) from either the companies concerned/third parties with respect to the companies covered in the past 12 months. ACMIIL/its associates and research analysts have neither managed or co-managed any public offering of securities of the companies covered nor engaged in market making activity for the companies being covered. Further, the companies covered neither are/nor were a client during the 12 months preceding the date of the research report. Further, the Research analyst/s covering the companies covered herein have not served as an officer/director or employee of the companies being covered

Disclaimer:

This report is based on information that we consider reliable, but we do not represent that it is accurate or complete and it should not be relied upon such. ACMIIL or any of its affiliates or employees shall not be in any way responsible for any loss or damage that may arise to any person from any inadvertent error in the information contained in the report. To enhance transparency we have incorporated a Disclosure of Interest Statement in this document. This should however not be treated as endorsement of the views expressed in the report.

You are also requested to refer to the disclaimer (which is deemed to be part and parcel and is applicable to this research report as well) : <http://www.investmentz.com/disclaimer>