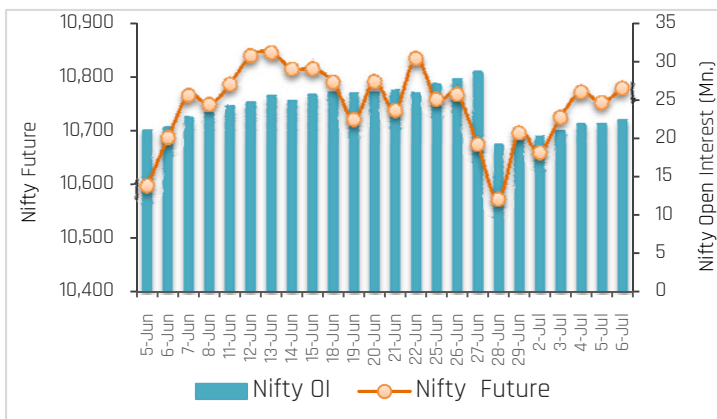


PARTICULARS	Last Closing	Previous Week	% Change
NIFTY SPOT	10773	10714	0.54
NIFTY FUTURES	10778	10695	0.78
BANKNIFTY SPOT	26494	26364	0.49
BANKNIFTY FUTURES	26500	26350	0.57
NIFTY PCR	1.51	1.48	2.03
NIFTY PCR-VOL	0.95	0.85	11.76
NIFTY OI(In Mn)	22.4	20.2	10.89
BANKNIFTY OI(In Mn)	2.16	1.96	10.20
INDIA VIX	12.44	12.93	-3.79
NIFTY HV	11.41	12.51	-8.79
Nifty Basis Points	5.75	-19.5	-129.49

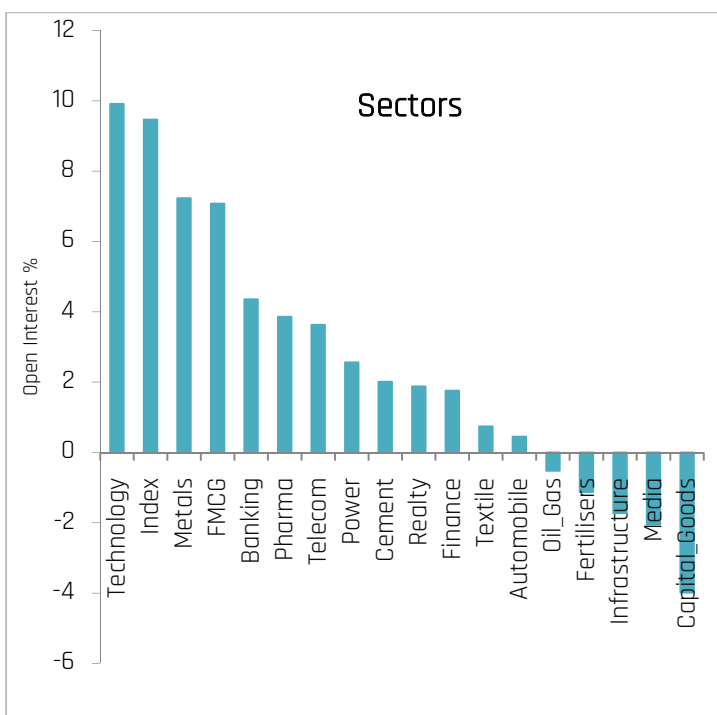
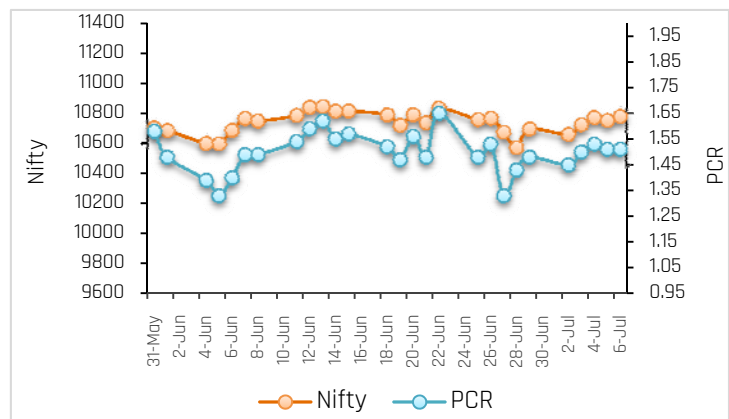
## Index Outlook

**Derivatives:** The domestic stock market saw range bound trading session last week. Despite the escalating trade war tension between China and the US, the index logged modest gains during the week. Finally, Nifty Futures settled at 10778, up 0.78% (WoW) with addition in OI of 10.89% (WoW) indicating positive bias. Nifty VIX for the week closed on negative note at 12.44, down 3.79% (WoW) indicating drop in volatility. On the options front, Nifty Put call ratio currently stands at 1.51 up 2.03% (WoW). Technically, the index has taken support of its 20 DSMA and saw consolidation in the band of 10600 to 10800 throughout the week. Once the index sustains above 10820, it can test levels of 10950-11000. On the flip side, if the index sustains below 10600, weakness can resume. Going forward, progress of monsoon, trend in global markets, Q1FY19 earnings, the movement of Rupee against the Dollar, and crude oil price movement will dictate the trend on the bourses in the near term.

## Nifty OI Trend



## Nifty FutVsPcr



## Sectoral Activity

- Last week, **Technology, Metals, FMCG, Pharma, and Telecom** stocks saw Open Interest addition. Top names included **OFSS, KPIT, VEDL, HINDZINC, GODREJIND, BERGEPAIN, TORNTPHARM, GRANULES, INFRATEL, and IDEA.**
- Capital Goods, Media, Fertilisers, and Infra** stocks saw Open Interest unwinding on the back of short covering, especially in **VGUARD, CUMMINSIND, DISHTV, TATACHEM, GMRINFRA, and ENGINEERSIN.**
- In the **Banking** space, **KOTAKBANK, ALBK, INDIANB, DCBBANK, and YESBANK** saw long build up while **IDBI, ICICIBANK, and ANDHRABANK** saw short build up.
- This week, some buying can be seen in **ASIANPAINT, KOTAKBANK, EXIDEIND, TORNTPHARM, COALINDIA, IOC, and BPCL** while selling pressure can be seen in **ICICIBANK, APOLLOHOSP, HINDZINC, and TITAN.**
- From sector space, **IT, Banking, Capital Goods, Metals, OIL&GAS, Pharma, and FMCG** stocks are likely to remain in focus in the forthcoming week.

09-07-2018

## Stocks to Watch Out (Weekly)

Long Build-up			
Symbol	Price	OI Change	Price Change
JUSTDIAL	573.10	32%	3%
BERGEPAIN	296.35	25%	6%
CGPOWER	60.15	12%	7%
ASIANPAINT	1,330.45	12%	5%

Long Unwinding			
Symbol	Price	OI Change	Price Change
CHOLAFIN	1,490.15	-8%	-2%
DHFL	620.50	-8%	-3%
BALRAMCHIN	63.35	-6%	-2%
HCC	11.55	-6%	-6%

Short Build-up			
Symbol	Price	OI Change	Price Change
SRTRANSFIN	1,111.60	59%	-14%
OFSS	3,800.40	38%	-5%
GODREJIND	594.70	31%	-5%
NBCC	68.25	22%	-9%

Short covering			
Symbol	Price	OI Change	Price Change
MUTHOOTFIN	406.45	-18%	7%
MARUTI	9,330.05	-12%	5%
ENGINERSIN	129.75	-11%	4%
MOTHERSUMI	298.90	-10%	5%

## Weekly Recommendation

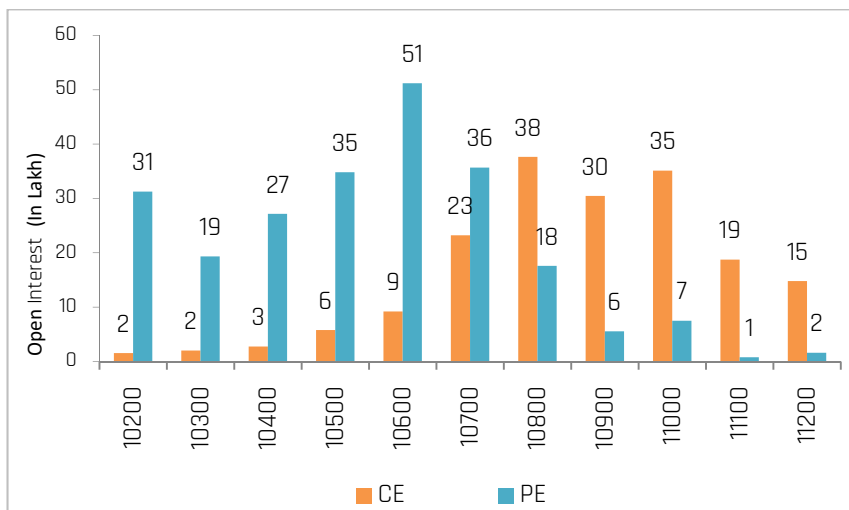
**COALINDIA (271.8)** - The stock has seen Open Interest addition of 7.67% along with positive price action indicating long build up. The stock can be bought in the range of 268-270 with a stop loss of 259 on closing basis for a target of 283-289.

**Target: 289 Stop Loss: 259**

**EXIDEIND (263.4)** - The stock has seen Open Interest addition of 12.46% along with positive price action indicating long build up. The stock can be bought in the range of 258.5-260.5 with a stop loss of 254 on closing basis for a target of 268-270.

**Target: 270 Stop Loss: 254**

## Nifty Options Snapshot



From the OI Concentration (July Series), maximum addition of Open Interest on the call options front exists at the strike prices of 10800 and 11000 (with nearly 37.66 lacs and 35.12 lacs shares outstanding respectively). This indicates these levels would act as the resistance zone on the upside. On the Put options front, maximum addition of open interest is at the strike prices of 10700 and 10600 (with nearly 35.68 lacs and 51.21 lacs shares outstanding respectively), indicating a stronger support zone on the downside.

# Weekly Derivatives Synopsis

09-07-2018

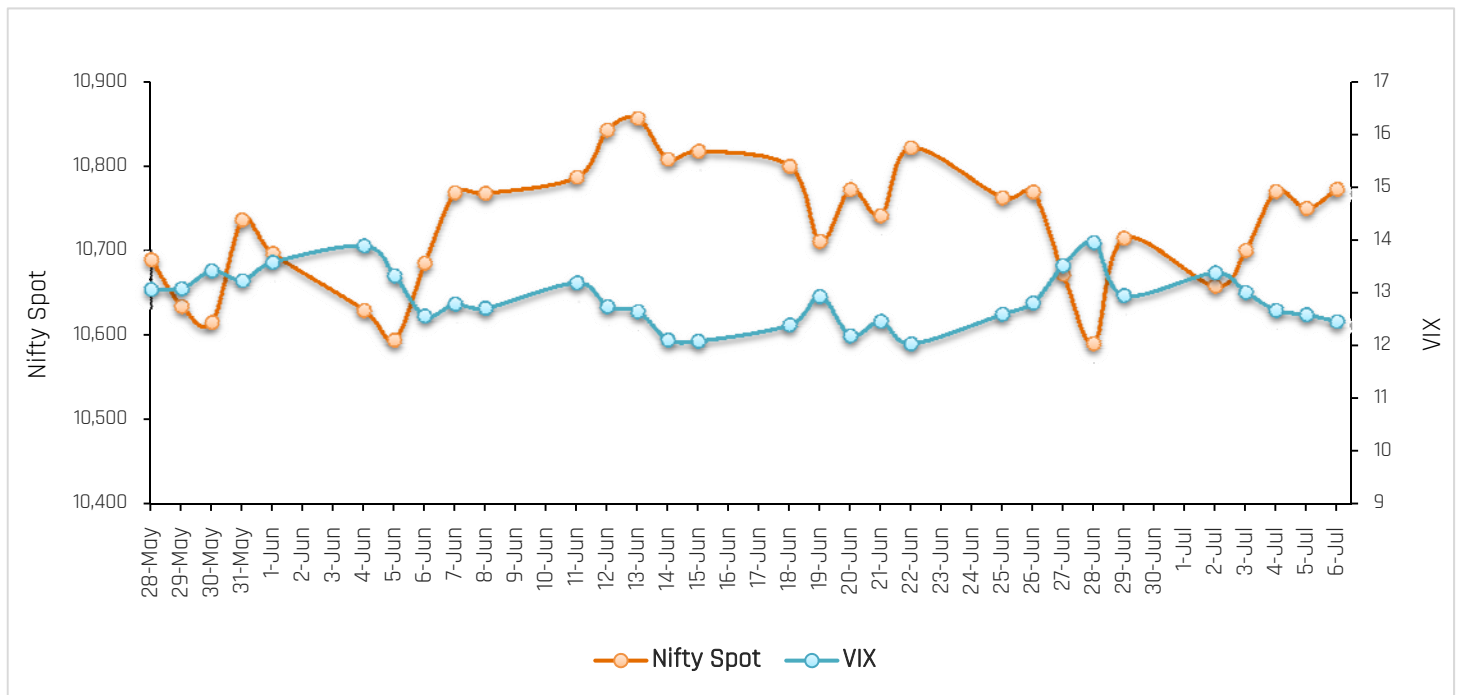
## FII Stats (5 Days Trend)

(Rs. Cr.)	06-Jul	05-Jul	04-Jul	03-Jul	02-Jul
INDEX FUTURES	-67	268	-1247	-710	-576
INDEX OPTIONS	2	2025	1244	1695	512
STOCK FUTURES	66	-106	575	-282	-158
STOCK OPTIONS	-118	87	120	84	-71

## FII Open Interest Activity (Long & Short Ratio)

Date	Index Fut: Long/Short	Index Option: Long /Short	Index put: long /Short	Stock Fut Long/Short
29-Jun	0.67	2.02	3.19	1.32
2-Jul	0.64	1.94	3.31	1.33
3-Jul	0.66	1.99	3.05	1.34
4-Jul	0.64	2.14	2.98	1.35
5-Jul	0.68	2.15	3.08	1.36
6-Jul	0.69	2.10	3.07	1.38

## NIFTY VS INDIA VIX (Last 30 Days Trend)



**Observation:** Any rise in India Vix this week would lead to either side movement in the index. As per the above chart, India Vix has strong support at around 11.80 and resistance stands at 14.00.

## Weekly Advance Decline Ratio (Nifty Stocks)

Advances	26
Declines	15
Unchanged	09

## ACMIIL Retail Research Products

Informational Products	Recommendation Products
Morning Notes	Momentum calls
Equi-Tea	Smart Delivery trades
Market Watch	Positional technical calls
Investor First	Investment ideas
Preview	Master trades High & Medium Risk
Market Pulse	Techno Funda
RBI Monetary Policy	Equity SIP
Budget Report	Mutual fund model portfolios
Weekly Derivatives Synopsis	Portfolio Doctor
Rollover Snapshot	
Rollover Analysis (Monthly)	

For More Information on Retail Research Products please visit  
<http://www.investmentz.com/research-report/>

### Retail Research Desk:

Akhil Rathi	D: 91 22 2858 3210
Hrshikesh Yedve	D: 91 22 2858 3207
Neeraj Sharma	D: 91 22 2858 3208
Rohan Gawale	D: 91 22 2858 3213
Vrinda Aditya	D: 91 22 2858 3209
Dhiral Shah	D: 91 22 2858 3211

Email: [retailresearch@acm.co.in](mailto:retailresearch@acm.co.in)

**Research Analyst Registration Number:**

**INH000002483**

**CIN: U65990MH1993PLC075388**

An ISO 9001:2008  
Certified Company

Follow us on:



Information pertaining to Asit C. Mehta Investment Intermmediates Limited (ACMIIL):

ACMIIL is a SEBI registered Stock Broker, Merchant Banker and Depository Participant. It is also an AMFI registered Mutual Fund Distributor. It does not have any disciplinary history. Its associate/group companies are Asit C. Mehta Commodity Services Limited, Asit C. Mehta Realty Services Pvt. Ltd, Asit C. Mehta Forex Pvt. Ltd, Nucleus IT Enabled Services , Asit C. Mehta Financial Services Limited (all providing services other than stock broking and Merchant banking).

#### Disclosures

ACMIIL/its associates and its Research analysts have no financial interest in the companies covered on the report. ACMIIL/its associates and Research analysts did not have actual/beneficial ownership of one per cent or more in the companies being covered at the end of month immediately preceding the date of publication of the research report. ACMIIL/its associates or Research analysts have no material conflict of interest, have not received any compensation/benefits for any reason (including investment banking/merchant banking or brokerage services) from either the companies covered neither are/nor were a client during the 12 months preceding the date of the research concerned/third parties with respect to the companies covered in the past 12 months. ACMIIL/its associates and research analysts have neither managed or co-managed any public offering of securities of the companies covered nor engaged in market making activity for the companies being covered. Further, the companies report. Further, the research analyst/s covering the companies covered herein have not served as an officer/director or employee of the companies being covered

#### Disclaimer:

This report is based on information that we consider reliable, but we do not represent that it is accurate or complete and it should not be relied upon such. ACMIIL or any of its affiliates or employees shall not be in any way responsible for any loss or damage that may arise to any person from any inadvertent error in the information contained in the report. To enhance transparency we have incorporated a Disclosure of Interest Statement in this document. This Follow us on: should however not be treated as endorsement of the views expressed in the report.