

CORPORATE AND ECONOMY NEWS

- **Escorts Kubota:** The company has submitted an investment intent to the Uttar Pradesh government to acquire land in the state to set up a greenfield facility. The company intends to invest Rs 4,500 crore through direct and indirect investment in multiple phases. Annual production revenue is estimated at over Rs 10,000 crore at full capacity.
- **Hindustan Zinc, Vedanta:** Vedanta will exercise the oversubscription option for an additional 0.29% stake in the ongoing Offer for Sale. Vedanta's total offer size now represents 1.51% of the company's total stake.
- **SBI and Punjab National Bank:** The Karnataka state government has put the circular ordering all departments to close their accounts with the State Bank of India and Punjab National Bank on hold for 15 days. The banks have written to the government, requesting a 15-day period to resolve the matter.
- **Jubilant Pharmova:** The company's unit, Jubilant Biosys, will add drug discovery and preclinical development capabilities. Capabilities to be added via a new company incorporated in France, which will acquire Pierre Fabre's R&D Centre in the country. The company is to invest up to €14.4 million over seven years, including €4.4 million for an 80% stake in the new company.
- **DCX Systems:** The company has received orders worth Rs 107.09 crore from domestic and overseas customers for the supply of electronic kits and cable & wire harness assemblies.
- **KPI Green Energy:** The company raised Rs 100 crore via QIP and allotted 1.06 crore shares to QIBs at Rs 935 per share.
- **Techno Electric & Engineering Company:** The company partnered with IndiGrid to develop greenfield transmission projects.
- **URJA Global:** The company announced the pre-launch of its new high-speed electric scooter, CHETNA.
- **Bata India:** Anil Somani resigned as CFO effective Sept. 5.
- **Mphasis:** Aravind Viswanathan to replace Manish Dugar as CFO, effective immediately.
- **Samvardhana Motherson International:** The company incorporated a new unit in Abu Dhabi for auto component manufacturing.
- **Tamilnad Mercantile Bank:** The RBI approved the appointment of Salee Sukumaran Nair as MD and CEO for three years.
- **Polyplex Corporation:** The board has approved the re-appointment of Pranay Kothari as Whole Time Director, designated as Executive Director of the company, for three years, effective September 7.
- **Adani Enterprises:** The Management Committee of the company has approved the public issuance of non-convertible debentures amounting to up to Rs 400 crore, with an option to retain over-subscription up to Rs 400 crore, aggregating up to Rs 800 crore.
- **Poonawalla Fincorp:** The Reserve Bank of India has imposed a monetary penalty of Rs 10 lakh on Poonawalla Fincorp for non-compliance with certain provisions related to the Fair Practices Code for NBFCs.
- **Caplin Point Laboratories:** ANVISA-Brazil (the drug agency of Brazil) conducted an inspection of the company's subsidiary Caplin Steriles' injectable and ophthalmic manufacturing facility at Gummidipoondi. The inspection was conducted between August 12 and 16 and concluded with zero observations.

MARKET SCAN

INDIAN INDICES

Index	Clsg	Chg
BSE Sensex	80437	1.68%
Nifty	24541	1.65%
Banknifty	50517	1.59%
Inida Vix	14.40	-6.69%

GLOBAL INDICES

DJIA	40660	0.24%
Nasdaq	17632	0.21%
FTSE	8311	-0.43%
CAC	7450	0.35%
DAX	18322	0.77%
Nikkei	38047	-0.04%
Hang Seng	17605	1.01%

SECTOR INDEX (NSE)

IT	40878	2.89%
Infra	9158	1.46%
Energy	42763	1.10%
FMCG	62213	1.48%
Pharma	22107	0.43%
Auto	25597	2.01%
Metals	8994	1.69%
Midcap	57656	1.96%
Nifty 500	23057	1.69%

DII/FII INVESTMENT (IN.CR.)

DII	2,606
FII/FPI	767

Top Open Interest Gainers

Symbol	Curr	% Chg
BALRAMCHIN	9.89%	4.33%
MFSL	9.60%	-2.79%
MPHASIS	6.76%	6.80%
ASHOKLEY	5.97%	3.54%

Top Open Interest Losers

PEL	-13.84%	7.07%
APOLLOHOSP	-7.68%	2.66%
PFC	-6.56%	3.92%
NMDC	-5.90%	2.86%

FOREX MARKET

USDINR	83.88	0.01%
EURINR	92.29	-0.21%

COMMODITY MARKET

Gold (\$/OZ)	2541.15	0.13%
Silver(\$/OZ)	29.06	0.74%
Brent (\$/Bbl)	79.63	-0.06%
Copper(\$/Lbs)	4.17	0.63%

Source: Bloombergquint, Economic Times, Business Standard, Business Line, Times of India, Mint, Indian Express, Business Today, Indian Express, Money Control, in.investing, Cnbctv18.

GLOBAL MARKETS

Global Market Update

US stocks ended higher on Friday, extending their biggest weekly percentage gains of the year as worries of an economic downturn eased and investors focused on the Jackson Hole Economic Symposium next week. The Dow Jones Industrial Average rose 96.7 points, or 0.24%, to 40,659.76. The S&P 500 gained 11.03 points, or 0.20%, at 5,554.25 and the Nasdaq Composite added 37.22 points, or 0.21%, at 17,631.72.

Crude Oil

Oil prices eased in early Asian trading on Monday as fears of weaker demand in top oil importer China weighed on market sentiment while investors focus on the progress of ceasefire talks in the Middle East, which could reduce supply risks.

Gift Nifty

The GIFT Nifty is trading higher, indicating a positive start for the day. Nifty futures were trading at 24,711.50 at 06:50 am IST.

TECHNICAL CHART



TECHNICAL VIEW

Nifty Outlook:

The Indian equity markets opened on a strong note, buoyed by favorable global cues. Nifty started with a gap up and sustained buying interest throughout the day, closing on a bullish note at 24,541. The volatility index, INDIA VIX, decreased by 6.68%, settling at 14.40, signaling reduced market volatility. Technically, on a daily chart, Nifty crossed the 21-Day Exponential Moving Average (DEMA) around 24,365 and formed a significant green candle, showing strength. As long as the index remains above 24,350, the bullish momentum is expected to continue. On the upside, gap resistance is placed near 24,690 and 24,960 levels.

Bank Nifty Outlook:

The Bank Nifty index also opened with a gap up and, after some initial volatility, experienced strong buying interest, closing positively at 50,517. Technically, it formed a green candle on the daily chart, indicating strength. However, the index may encounter resistance near 50,805, where the 21-DEMA is positioned. A sustained move above 50,810 could drive the index toward the 51,200-51,500 range.

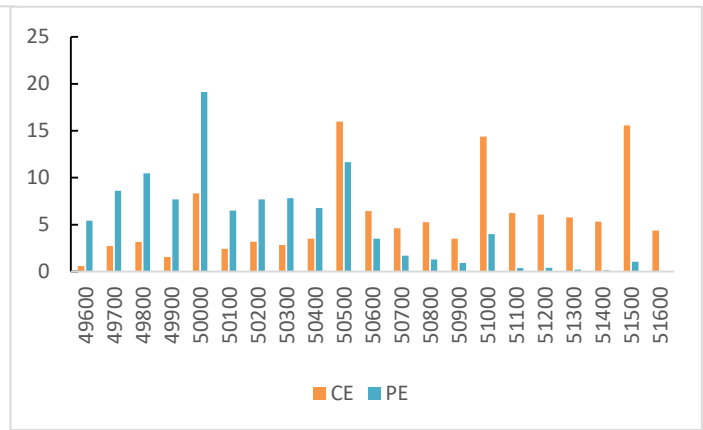
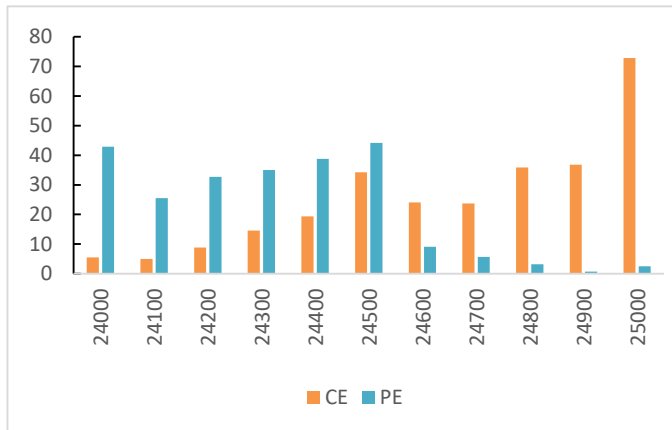
DERIVATIVES INDICATORS

	Last Closing	Previous Day	Changes %	Out Come
NIFTY AUG FUT	24585.50	24174.65	1.70%	Short Covering
NIFTY OI (Total)	13171300	13441950	-2.01%	
BANKNIFTY AUG FUT	50624.40	49955.30	1.34%	Short Covering
BANKNIFTY OI (Total)	3604410	3977940	-9.39%	
NIFTY PCR - OI	1.31	1.14	14.91%	Neutral
INDIA VIX	14.40	15.44	-6.69%	Low volatility

WEEKLY OPTION'S OPEN INTEREST

Nifty Option OI - 22 Aug (OI in Lakhs)

BankNifty Option OI - 21 Aug (OI in Lakhs)



FII DERIVATIVES STATISTICS (In Cr.)

Securities in Ban For Trade Date 19-AUG-2024:

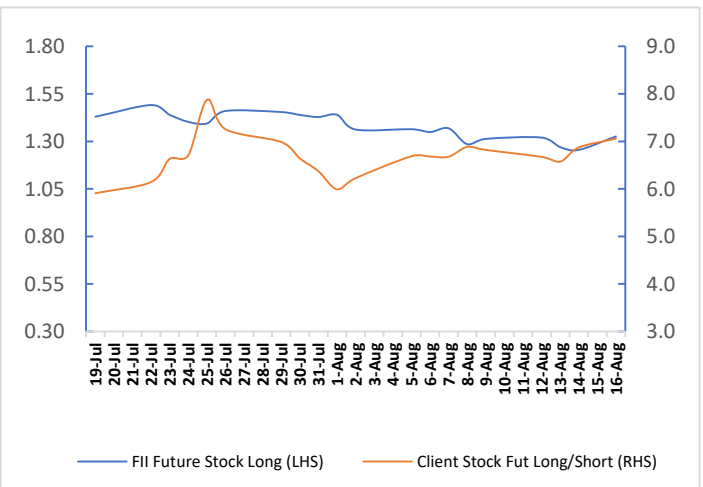
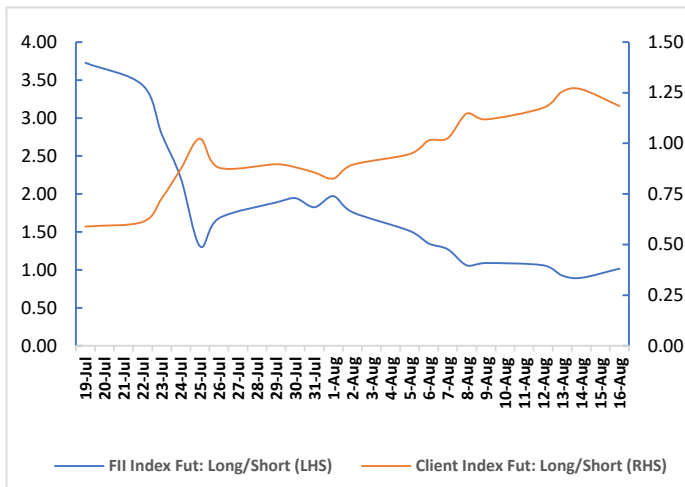
INDEX FUTURES	2323.23
INDEX OPTIONS	-10019.45
STOCK FUTURES	8462.43
STOCK OPTIONS	-868.79

**AARTIIND ABFRL BANDHANBNK BIOCON CHAMBLFERT GNFC GRANULES
INDIACEM INDIAMART LICHSGFIN MANAPPURAM NMDC PEL PNB
RBLBANK SAIL SUNTV**

Participant wise Open Interest (no. of contracts)

Fiis Vs Client Index Fut Long Short Ratio

Fiis Vs Client Stock Fut Long Short Ratio



Retail Research Technical & Fundamental Calls for the Month of August-2024

Positional Calls (For 1-3 Months)

Date	Company	Rec	Rec Price	Stop Loss	Target	Status	Net Returns%
05-Mar	TRIDENT	Accu	38.94	34.64	47.64-51.64	Open	
25-Jul	NESTLEIND	Accu	2390-2470	2330	2650-2800	Open	
25-Jul	SCHAEFFLER	Accu	3825-4025	3600	4500-5000	Open	
30-Jul	LTTS	Accu	5040-5170	4800	5540-5900	Open	
06-Aug	LT	Accu	3495-3595	3440	3750-3900	Open	
06-Aug	BEL	Accu	280-292	268	320-340	Open	
08-Aug	BHARTIARTL	Accu	1426-1456	1390	1530-1600	Open	
08-Aug	ASHOKLEY	Accu	241.5-247.5	232	262-277	Open	
26-Jun	POONAWALLA	Accu	358-368	345	400-430	Open	
12-Aug	HINDUNILVR	Accu	2650-2730	2540	3000-3290	Open	
12-Aug	SIEMENS	Accu	6710-6890	6490	7350-7750	Open	
13-Aug	THERMAX	Accu	4195-4325	3970	4800-5000	Open	
16-Aug	VBL	Accu	1375-1420	1335	1500-1580	Open	

Investment Idea (For Long Term)

Date	Company	Rec	Rec Price	Target	Status	Net Returns%
15-Sep	TRIVENI	Accu	370-375	480	Open	
24-Nov	ADORWELD	Accu	1500-1520	1806	Open	
03-Jan	TCI	Accu	825-835	1080	Open	
24-Jan	APLAPOLLO	Accu	1495-1505	2077	Open	
29-Jan	AUTOAXLES	Accu	2120-2130	2906	Open	
23-Feb	ASTRAL	Accu	2080-2100	2627	Open	
25-Apr	CAPLIPOINT	Accu	1320-1330	1675	Open	
02-Jul	TIMETECHNO	Accu	320-330	426	Open	
31-Jul	ALICON	Accu	1235-1265	1765	Open	

For More Information on Retail Research Products please visit <https://www.investmentz.com/research-services>

Asit C. Mehta

INVESTMENT INTERMEDIATES LTD.

Retail Research Desk:

Devang Shah E: devang.shah@acm.co.in
 Hrishikesh Yedve E: hrishikesh.yedve@acm.co.in
 Ruchi Jain E: ruchi.jain@acm.co.in
 Kamlesh Jain E: kamlesh.jain@acm.co.in
 Email: retailresearch@acm.co.in

Research Analyst Registration Number:

INH000016940

CIN: U65990MH1993PLC075388

Download Investmentz app:



Follow us on:



Information pertaining to Asit C. Mehta Investment Intermediates Limited (ACMIIL):

ACMIIL is a SEBI registered Stock Broker, Merchant Banker, Portfolio Manager, Research Analyst and Depository Participant. It is also a AMFI registered Mutual Fund Distributor. Its associate/group companies are Asit C. Mehta Commodity Services Limited, Nucleus IT Enabled Services, and Asit C. Mehta Financial Services Limited (all providing services other than stock broking, merchant banking and portfolio management services.).

Disclosures

ACMIIL/its associates and its Research analysts have no financial interest in the companies covered on the report. ACMIIL/its associates and Research analysts did not have actual/beneficial ownership of one per cent or more in the companies being covered at the end of month immediately preceding the date of publication of the research report. ACMIIL/its associates or Research analysts have no material conflict of interest, have not received any compensation/benefits for any reason (including investment banking/ merchant banking or brokerage services) from either the companies concerned/third parties with respect to the companies covered in the past 12 months. ACMIIL/its associates and research analysts have neither managed or co-managed any public offering of securities of the companies covered nor engaged in market making activity for the companies being covered. Further, the companies covered neither are/nor were a client during the 12 months preceding the date of the research report. Further, the Research analyst/s covering the companies covered herein have not served as an officer/director or employee of the companies being covered

Disclaimer:

This report is based on information that we consider reliable, but we do not represent that it is accurate or complete and it should not be relied upon such. ACMIIL or any of its affiliates or employees shall not be in any way responsible for any loss or damage that may arise to any person from any inadvertent error in the information contained in the report. To enhance transparency we have incorporated a Disclosure of Interest Statement in this document. This should however not be treated as endorsement of the views expressed in the report.

You are also requested to refer to the disclaimer (which is deemed to be part and parcel and is applicable to this research report as well) :<http://www.investmentz.com/disclaimer>