

CORPORATE AND ECONOMY NEWS

- **Bajaj Finance:** The company reported new loans grew by 10% year-on-year to 10.97 million, AUM grew by 31% year-on-year to 3.54 lakh crore, and deposit book at up 26% year-on-year at 62,750 crores for the end of Q1 FY25.
- **Vedanta:** The company reported aluminum production up 3% year-on-year at 596 kt, while Saleable zinc production up 1% year-on-year at 262 kt, Saleable steel production up 10% year-on-year at 356 kt, YoY, Overall power sales at 4,791 MU, up 13% YoY for the end of Q1 FY25.
- **Brigade Enterprises:** The company signed a joint development agreement for a 1.2 million sq ft residential project in Bengaluru. The project is to be spread over 8 acres, with a Gross Development Value of Rs 1,100 crore.
- **L&T Finance:** The company reported Portfolio realisation at 95%, Retail disbursements up 33% year-on-year at Rs 14,830 crore, and Retail loan book up 31% year-on-year at Rs 84,440 crore.
- **Suryoday Small Finance Bank:** The bank reported gross advances up 42% year-on-year at Rs 9,037 crore, deposits up 42% year-on-year at Rs 8,137 crore, CASA ratio at 17.7% vs 20.1% QoQ, while GNPA at 2.67% vs 2.80% QoQ.
- **Tata Steel:** The company received NCLT's nod for the merger of Angul Energy into itself.
- **Bandhan Bank:** The bank reported loans and advances at Rs up 21.8% year-on-year at Rs 1.03 lakh crore, deposits at Rs up 22.8% year-on-year at Rs 1.08 lakh crore, While CASA ratio at 36.0% vs 37.1% QoQ for the end of Q1 FY25.
- **GE T&D:** The company received a €64 million order from France's Grid Solutions for the supply of high-voltage products.
- **Cochin Shipyard:** The government appointed Jose VJ as Director of Finance for 3 years.
- **Persistent Systems:** The company acquired a 100% stake in US-based software company Starfish Associates for \$20.7 million.
- **Marico:** The company partnered with Kaya to handle sales of its science-based personal care products.
- **ITD Cementation:** Promoter Italian Thai Development Public Company is exploring the potential divestment of its investment in the company. Indiabulls Real Estate: The company changed its name to Equinox India Developments effective from July 8 following approvals from stock exchanges.
- **Cello World:** The company launched a qualified institutional placement to raise up to Rs 800 crore.
- **Carysil:** The company raised Rs 125 crore via QIP and allotted 15.7 lakh shares at Rs 796 per share.
- **Zee Media Corporation:** The Ministry of Corporate Affairs approved the incorporation of a new subsidiary called Pinews Digital. Pinews to carry out business of mainstream media, through Hyper Local App, driven by AI.
- **Koura Fine Diamond Jewelry:** The board has appointed Charmi Kamlesh Lodhiya as Chief Financial Officer (CFO) of the company, effective July 3, following the resignation of Krunal Soni as CFO.

MARKET SCAN

INDIAN INDICES

Index	Clsg	Chg
BSE Sensex	79986	0.69%
Nifty	24287	0.67%
Banknifty	53089	1.77%
Inida Vix	13.21	-3.19%

GLOBAL INDICES

DJIA	39308	-0.26%
Nasdaq	18188	0.88%
FTSE	8171	0.61%
CAC	7632	1.24%
DAX	18375	1.16%
Nikkei	40670	0.22%
Hang Seng	18020	0.23%

SECTOR INDEX (NSE)

IT	37314	0.04%
Infra	9142	0.04%
Energy	41785	0.17%
FMCG	57178	0.90%
Pharma	19915	0.65%
Auto	25183	0.21%
Metals	9940	1.06%
Midcap	56293	0.79%
Nifty 500	22851	0.76%

DII/FII INVESTMENT (IN.CR.)

DII	-924
FII/FPI	5,484

Top Open Interest Gainers

Symbol	Curr %	3M Avg
ASHOKLEY	12.68%	-2.50%
GNFC	12.27%	1.14%
HINDCOPPER	11.05%	2.56%
INDIAMART	9.41%	0.77%

Top Open Interest Losers

IPCALAB	-7.74%	1.60%
TATACONSUM	-5.36%	3.73%
UBL	-3.94%	0.42%
MGL	-3.88%	0.16%

FOREX MARKET

USDINR	83.50	-0.02%
EURINR	90.10	0.02%

COMMODITY MARKET

Gold (\$/OZ)	2367.45	-0.08%
Silver(\$/OZ)	30.79	-0.18%
Brent (\$/Bbl)	86.92	-0.48%
Copper(\$/Lbs)	4.53	0.13%

Source: Bloombergquint, Economic Times, Business Standard, Business Line, Times of India, Mint, Indian Express, Business Today, Indian Express, Money Control, in.investing, Cnbctv18.

Source: in.investing.com; As on 8:10 am IST

GLOBAL MARKETS

Global Market Update

The S&P 500 index and technology-laden Nasdaq rose on Wednesday to post record high closes, as data pointing to a softening economy raised hopes the Federal Reserve could cut interest rates in September. The Dow Jones Industrial Average closed slightly lower, pressured by selling in healthcare and consumer stocks during a shortened trading session ahead of the Fourth of July. The market will stay closed on Thursday for U.S. Independence Day, keeping trading volumes thin throughout the week. The Dow Jones Industrial Average fell 23.85 points, or 0.06%, to close at 39,308.00, the S&P 500 gained 28.01 points, or 0.51%, to 5,537.02 and the Nasdaq Composite gained 159.54 points, or 0.88%, to 18,188.30.

Crude Oil

Oil prices fell in early trade on Thursday after U.S. employment and business activity data came in weaker than expected, in signs the economy may be cooling in the world's top oil consuming nation.

Gift Nifty

The GIFT Nifty is trading higher, indicating a positive opening for the day. Nifty futures were trading at 24,455 at 07:00 am IST.

TECHNICAL CHART



TECHNICAL VIEW

Nifty Outlook:

Indian equities rose to all-time highs on Wednesday, led by HDFC Bank, which jumped to a new high amid hopes of a rise in its weightage in a major global index. Finally, Nifty settled the day at a record high of 24,286.50. Technically, the index has broken the 24,200 barrier and formed a doji candlestick pattern. Furthermore, the index is forming a higher-top, higher bottom pattern, indicating an uptrend. As long as index holds support of 23,990, it may attempt to test the levels of 24,500-24,600.

Bank Nifty Outlook:

Nifty Bank also reached a record high of 53,256.70 in the morning trade, driven by HDFC Bank, and then witnessed some profit booking on higher levels. Finally, Nifty Bank settled the day on record high at 53,089 levels. From a technical standpoint, the index is consolidating in the band of 52,000-53,200. If the index sustains above 53,200, then rally could extend towards 54,000-54,200 levels

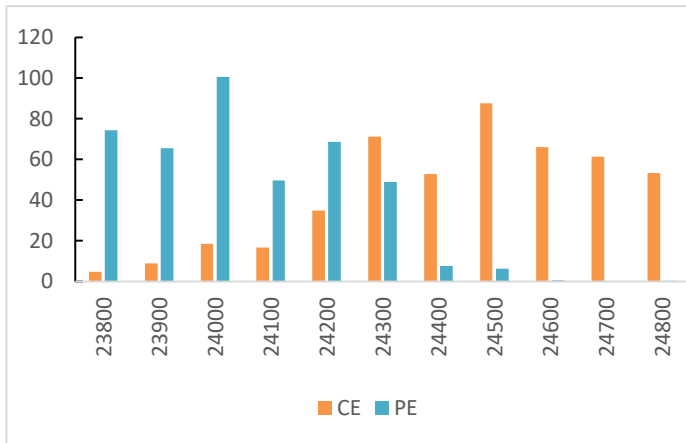
04-Jul-24

DERIVATIVES INDICATORS

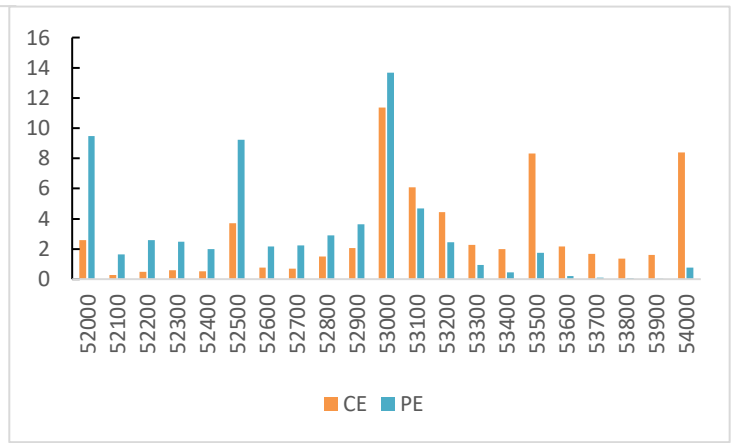
	Last Closing	Previous Day	Changes %	Out Come
NIFTY JULY FUT	24350.40	24203.15	0.61%	Neutral
NIFTY OI (Total)	15969625	16054275	-0.53%	
BANKNIFTY JULY FUT	53091.65	52368.50	1.38%	Long Buildup
BANKNIFTY OI (Total)	3147870	2766930	13.77%	
NIFTY PCR - OI	1.24	1.15	7.83%	Neutral
INDIA VIX	13.21	13.64	-3.19%	Neutral

WEEKLY OPTION'S OPEN INTEREST

Nifty Option OI - 04 July (OI in Lakhs)



BankNifty Option OI - 10 July (OI in Lakhs)



FII DERIVATIVES STATISTICS (In Cr.)

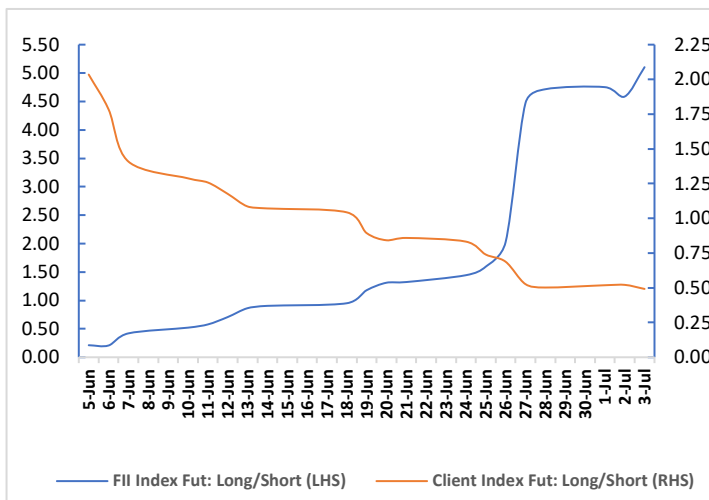
INDEX FUTURES	2487.34
INDEX OPTIONS	-3853.20
STOCK FUTURES	4597.68
STOCK OPTIONS	-763.90

Securities in Ban For Trade Date 04-JUL-2024:

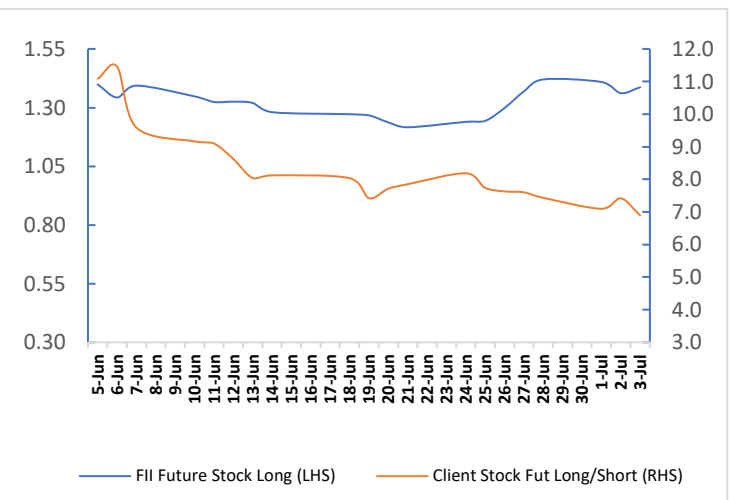
HINDCOPPER INDIACEM

Participant wise Open Interest (no. of contracts)

Fii Vs Client Index Fut Long Short Ratio



Fii Vs Client Stock Fut Long Short Ratio



Retail Research Technical & Fundamental Calls for the Month of June-2024

Positional Calls (For 1-3 Months)

Date	Company	Rec	Rec Price	Stop Loss	Target	Status	Net Returns%
07-May	ITC	Accu	424.5-434.5	408.5	468-495	Open	
05-Mar	TRIDENT	Accu	38.94	34.64	47.64-51.64	Open	
06-Jun	TATACONSUM	Accu	1080-1120	1045	1220-1280	Open	
07-Jun	TATAMOTORS	Accu	915-955	890	1020-1100	Open	
19-Jun	IDFC	Accu	117.5-120.5	113	128-135	Open	
20-Jun	COALINDIA	Accu	462-474	448	500-530	Open	
20-Jun	FLUOROCHEM	Accu	3320-3420	3180	3670-3900	Open	
21-Jun	COFORGE	Accu	5280-5450	5145	5800-6000	Open	
26-Jun	HAPPSTMNDS	Accu	820-840	795	900-950	Open	
26-Jun	VBL	Accu	1525-1575	1480	1680-1780	Open	
27-Jun	BAJAJ_AUTO	Accu	9225-9425	8900	10000-10040	Open	
27-Jun	INFY	Accu	1520-1560	1470	1650-1740	Open	
01-Jul	RELIANCE	Accu	3035-3115	2940	3300-3500	Open	
02-Jul	CASTROLIND	Accu	207-215	200	230-245	Booked	5.98%
02-Jul	NLCINDIA	Accu	249-257	238	280-300	Open	

Investment Idea (For Long Term)

Date	Company	Rec	Rec Price	Target	Status	Net Returns%
24-Nov	ADORWELD	Accu	1500-1520	1806	Open	
01-Apr	AIAENG	Accu	3650-3690	4909	Open	
03-Jan	TCI	Accu	825-835	1080	Open	
24-Jan	APLAPOLLO	Accu	1495-1505	2077	Open	
29-Jan	AUTOAXLES	Accu	2120-2130	2906	Open	
23-Feb	ASTRAL	Accu	2080-2100	2627	Open	
25-Apr	CAPLIPOINT	Accu	1320-1330	1675	Open	
21-Jun	PGEL	Accu	3190-3230	4120	Open	
02-Jul	TIMETECHNO	Accu	320-330	426	Open	

For More Information on Retail Research Products please visit <https://www.investmentz.com/research-services>

Asit C. Mehta

INVESTMENT INTERMEDIATES LTD.

Retail Research Desk:

Devang Shah E: devang.shah@acm.co.in
 Neeraj Sharma E: neeraj.sharma@acm.co.in
 Hrishikesh Yedve E: hrishikesh.yedve@acm.co.in
 Ruchi Jain E: ruchi.jain@acm.co.in
 Kamlesh Jain E: kamlesh.jain@acm.co.in
 Email: retailresearch@acm.co.in

Research Analyst Registration Number:

INH000002483

CIN: U65990MH1993PLC075388

Download Investmentz app:



Follow us on:



Information pertaining to Asit C. Mehta Investment Intermediates Limited (ACMIIL):

ACMIIL is a SEBI registered Stock Broker, Merchant Banker, Portfolio Manager, Research Analyst and Depository Participant. It is also a AMFI registered Mutual Fund Distributor. Its associate/group companies are Asit C. Mehta Commodity Services Limited, Nucleus IT Enabled Services, and Asit C. Mehta Financial Services Limited (all providing services other than stock broking, merchant banking and portfolio management services.).

Disclosures

ACMIIL/its associates and its Research analysts have no financial interest in the companies covered on the report. ACMIIL/its associates and Research analysts did not have actual/beneficial ownership of one per cent or more in the companies being covered at the end of month immediately preceding the date of publication of the research report. ACMIIL/its associates or Research analysts have no material conflict of interest, have not received any compensation/benefits for any reason (including investment banking/merchant banking or brokerage services) from either the companies concerned/third parties with respect to the companies covered in the past 12 months. ACMIIL/its associates and research analysts have neither managed or co-managed any public offering of securities of the companies covered nor engaged in market making activity for the companies being covered. Further, the companies covered neither are/nor were a client during the 12 months preceding the date of the research report. Further, the Research analyst/s covering the companies covered herein have not served as an officer/director or employee of the companies being covered

Disclaimer:

This report is based on information that we consider reliable, but we do not represent that it is accurate or complete and it should not be relied upon such. ACMIIL or any of its affiliates or employees shall not be in any way responsible for any loss or damage that may arise to any person from any inadvertent error in the information contained in the report. To enhance transparency we have incorporated a Disclosure of Interest Statement in this document. This should however not be treated as endorsement of the views expressed in the report.

You are also requested to refer to the disclaimer (which is deemed to be part and parcel and is applicable to this research report as well) :<http://www.investmentz.com/disclaimer>